

# **A guide to IRESS ViewPoint**



# Disclaimer

Westpac Securities Limited ABN 39 087 924 221, AFSL 233723 ('Westpac Securities') (trading as 'Westpac Share Trading') provides the opportunity to trade listed financial products through our arrangement with Australian Investment Exchange Limited ABN 71 076 515 930, AFSL 241400 ('AUSIEX'), a wholly owned subsidiary of Nomura Research Institute, Ltd. ('NRI'). AUSIEX is a Market Participant of the ASX Limited ('ASX') and Cboe Australia Pty Ltd ('Cboe'), a Clearing Participant of ASX Clear Pty Limited and a Settlement Participant of ASX Settlement Pty Limited. Neither AUSIEX nor Westpac Securities are representatives of each other. Westpac Securities is not a related party of AUSIEX, NRI, ASX or Cboe. Under this arrangement, all trading, clearing, settlement and stock sponsorship arrangements are directly with AUSIEX. AUSIEX is not authorised to carry on business in any jurisdiction other than Australia. Accordingly, the information contained in this website is directed to and available for Australian residents only.

The information provided is for general informational and educational purposes only and does not constitute financial product advice and is not a solicitation of any offer to buy or sell any financial instrument or to participate in any trading strategy. The information provides an overview or summary only and it should not be considered a comprehensive statement on any matter or relied upon as such.

This presentation may contain material provided by third parties. All information contained within this presentation is given in good faith and has been derived from sources believed to be accurate as at its issue date. However, the information is selective and neither Westpac nor any other company in the Westpac Group nor AUSIEX, have verified the information, which may not be complete or accurate for your purposes. Those companies make no representation or warranty of any kind as to the accuracy or completeness of the information. It is general information only and should not be considered as a comprehensive statement on any matter and should not be relied upon as such.

Neither Westpac nor any other company in the Westpac Group, nor AUSIEX, nor IRESS, nor any of their directors, employees and associates guarantees the security of this website, gives any warranty of reliability or accuracy nor accepts any responsibility arising in any other way including by reason of negligence for, errors in, or omissions from, the information on this website and does not accept any liability for any loss or damage, however caused, as a result of any person relying on any information on the website or being unable to access this website. This disclaimer is subject to any applicable contrary provisions of the Australian Securities and Investments Commission Act and Competition and Consumer Act.

Should you leave this site via a link contained within this website, and view content that is not provided by a company in the Westpac Group, including content in relation to the issue or sale of a financial product:

- (a) you do so at your own risk. The content to which you link will not have been produced, checked for accuracy, or otherwise reviewed by a company in the Westpac Group. No company in the Westpac Group is responsible for damages or losses caused by any delays, defects or omissions that may exist in the services, information or other content provided in such site, whether actual, alleged, consequential or otherwise. No company in the Westpac Group makes any guarantees or representations as to, and shall have no liability for, any electronic content delivered by any third party;
- (b) links to other websites are provided for convenience only and do not represent any endorsement by Westpac of the products or services offered by the website owner;
- (c) you should endeavour to obtain the Product Disclosure Statement for the relevant product from the issuer or seller of the product as identified on the website to which you link;
- (d) you should consider the Product Disclosure Statement for the relevant product in deciding whether to acquire, or to continue to hold, the product.

Any projections in this presentation are predictive in character. Whilst we have used every effort to ensure that the assumptions on which the projections are based are reasonable, the projections may be affected by inaccurate assumptions or may not take into account known or unknown risks and uncertainties. The results actually achieved may differ materially from these projections. Past performance is not a reliable indicator of future performance.

You should read the Westpac Securities and AUSIEX Financial Services Guides ("FSGs"), which provide you with information on the services Westpac Securities and AUSIEX can provide. You can access the FSGs via <https://westpac.com.au/personal-banking/share-trading>.

The information has been prepared without taking account of your objectives, financial situation or needs. For this reason, before acting on the information you should consider whether it is appropriate to you, having regards to your objectives, financial situation and needs and, if necessary, seek appropriate financial advice.

Westpac Securities is a wholly owned subsidiary of Westpac Banking Corporation ABN 33 007 457 141 AFSL and Australian credit licence 233714 ('Westpac') and part of the Westpac Group. A financial product acquired through Westpac Securities is not a deposit with, or any liability of Westpac or any other company in the Westpac Group. Investment in a financial product is subject to investment risk, including possible delays in repayment or loss of income and principal invested. Neither Westpac nor any of its related entities stands behind or otherwise guarantees the capital value or investment performance of any financial product acquired through Westpac Securities.

# Table of Contents

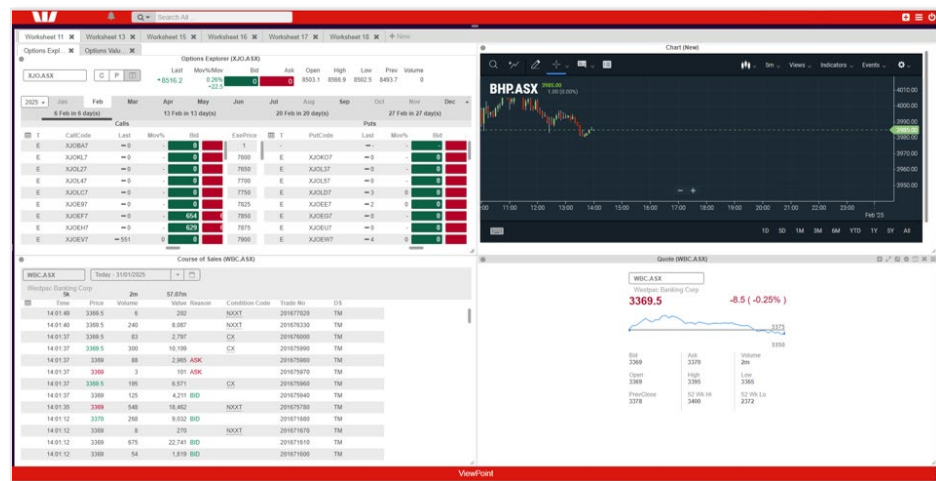
About IRESS Viewpoint.....	4
Subscription Packages and Rebates.....	5
Key Features.....	6
Customisation.....	7
Templates.....	8
Widgets.....	9
Charting.....	10
Charting Tools.....	11
Trading on IRESS ViewPoint.....	12
Trading Pad .....	13
Options Trading on IRESS ViewPoint.....	14
Options Explorer.....	15
Options Summary.....	16
Options Valuation.....	17
Warrants Explorer.....	18
IRESS Viewpoint Resources.....	19

# About IRESS ViewPoint

IRESS ViewPoint is a professional trading platform designed for day traders and longer-term investors, and offers users access to comprehensive market insights.

## Features:

- ✓ **Real-time market data:** Access continuously updated prices and data points streamed to your desktop.
- ✓ **Advanced charting and full market depth** including volume at all price steps.
- ✓ **Seamless trading:** Trade Australian Securities, Exchange Traded Funds (ETFs), Exchange Traded Options (ETOs), and Warrants on a single platform.
- ✓ **Valuation tool** for ETOs.
- ✓ **Customisable layout:** Tailor the interface to display the most relevant information for your trading needs.



To subscribe or access IRESS ViewPoint, login to Westpac Share Trading and navigate to **Trading > IRESS ViewPoint > Launch IRESS >** and select 'Apply now' or 'Launch'.

# Subscription Packages and Rebates

We offer two subscription package options: **Standard or Professional**

## **IRESS ViewPoint (Standard) – \$79/month\***

A fully customisable desktop online trading tool that allows you to trade shares, warrants and options, all from a single platform. With IRESS ViewPoint you have access to real-time streaming data straight to your desktop, including pricing for ASX Equities, Options, Warrants and Interest Rate Securities and Managed Funds.

## **IRESS ViewPoint (Professional) – \$99/month\***

Includes all the features of the IRESS ViewPoint (Standard) package plus Morningstar Premium research.

### **Optional add-ons for either package an additional cost:**

- **Morningstar Premium research – \$20/month\***. Full access to Morningstar's qualitative research and recommendations.
- **Plus – \$40/month**. Access to London Metal Exchange and International Markets and Indices.
- **Domestic – \$55/month**. Access to Dow Jones AU/NZ Financial & Market News feed.
- **International – \$67.50/month**. Access to Dow Jones Institutional News, London Metal Exchange and International Markets and Indices.

**\*Rebate:** Execute 15+ trades or \$350 brokerage per calendar month to qualify for a full rebate for that month. Fee will be charged in arrears and subsequently refunded.

For more information about what's included, visit **Products & Services > Trading Tools > News & Research**

For a full list of fees and charges, please refer to the [Westpac Share Trading and Australian Investment Exchange Limited \(AUSIEX\) Financial Services Guide \(FSG\)](#)

# Key Features

IRESS ViewPoint is an integrated platform designed to cater to both professional and retail traders, offering advanced features and capabilities. It provides real-time market data and advanced charting tools, all within a single interface. The platform facilitates real-time equities trading with live pricing and detailed market depth. Additionally, it delivers integrated news and market updates, enabling traders to respond promptly to events that may impact stock prices.

<b>Trading off one platform</b>	Trade shares, options, warrants and ETFs all off the same screen.
<b>Streaming live dynamic data</b>	Prices and other data continuously updated in real time, so you can act on the market action as it happens.
<b>Real time position updated</b>	Track your portfolio in real-time.
<b>Customisable desktop</b>	The flexibility of an unlimited number of floating trading windows to suit your specific needs.
<b>Full market depth</b>	View the current market prices and volumes in full on all instruments in real time.
<b>Market Map</b>	A configurable graphical representation of the performance of the market, sectors and individual securities.
<b>Charting</b>	Integrated charting that offers multiple indicators and chart types, to suit even the most discerning technical trader.
<b>Options and Warrant Monitors</b>	Configurable monitors designed for viewing Option and Warrant quotes and valuations.
<b>Valuation tool for Options</b>	Displays a range of calculated values for Options based on current market pricing. It is also fully configurable to allow 'what-if' scenarios on individual option series.

# Customisation

The fully customisable layout allows users to choose the information that matters the most and how you want it displayed.



**Workspace Customisation:** Users can create multiple workspaces and customise the layout.



**Column Formatting:** Customise column settings, including data fields, width, and formatting.



**Screen Dividing:** Split screens to display multiple widgets and data sources simultaneously.



**Templates:** Save customized workspace layouts as templates for easy reuse.

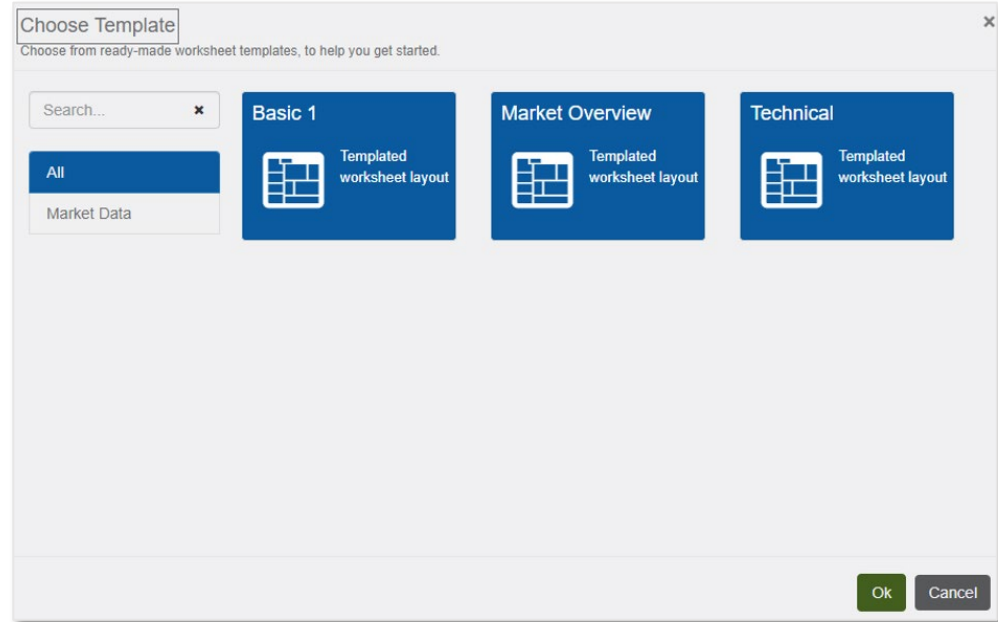
# Templates

Select 'Add a template' in the homepage. This will allow you to choose from ready-made worksheet templates.

To help get you started, there are three template options to choose from:

- Basic 1
- Market Overview
- Technical

Save customised workspace layouts as templates for easy reuse.



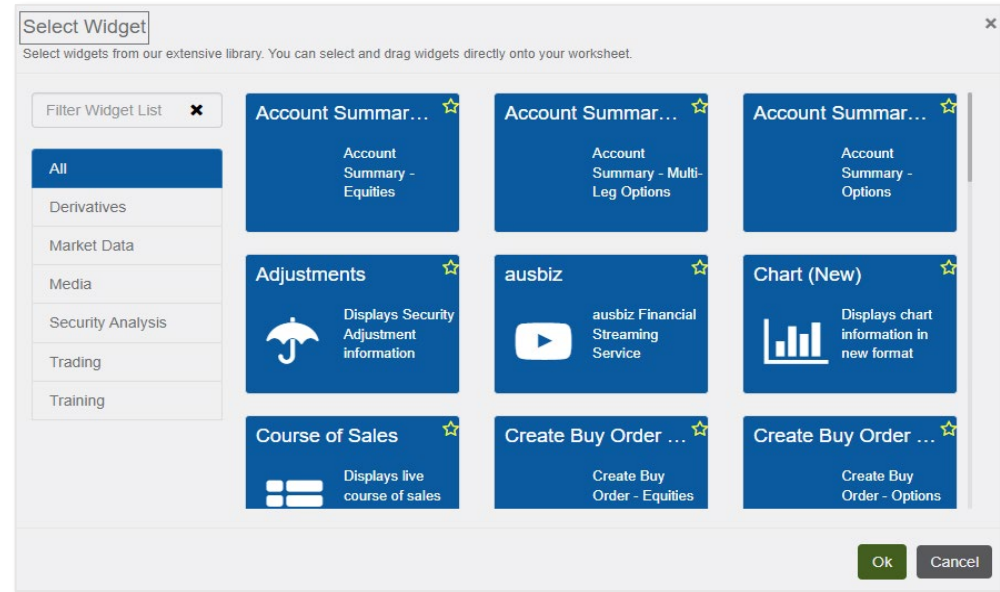


# Widgets

The Widget menu offers a range of customisable tools to enhance trading and market analysis.

Widgets allow users to customise their trading and market data interface by adding, removing, and arranging widgets to display the information they desire.

Users can select and drag widgets, from an extensive library, directly onto their worksheet.



# Charting

The integrated charting offers multiple indicators and chart types, to suit even the most discerning technical trader.

## Key Charting Features:

- Customisable charts
- Indicators (such as moving averages, RSI and drawing tools)
- Supports multiple time frames and real-time updates



*The prices shown in this example are for illustrative purposes only.*

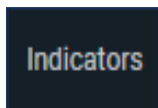
# Charting Tools

Chart Types



Select the chart type feature which will enable you to select a chart type.

Indicators



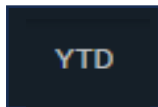
Select Indicators in the upper right-hand corner of the charting screen.

Drawing Tools



In the upper left-hand corner of the platform, select this tool button which will provide an extensive range of drawing tools.

Time Frames



Support multiple time frames ranging from intraday (minutes) to long-term (years).

Comparative Analysis



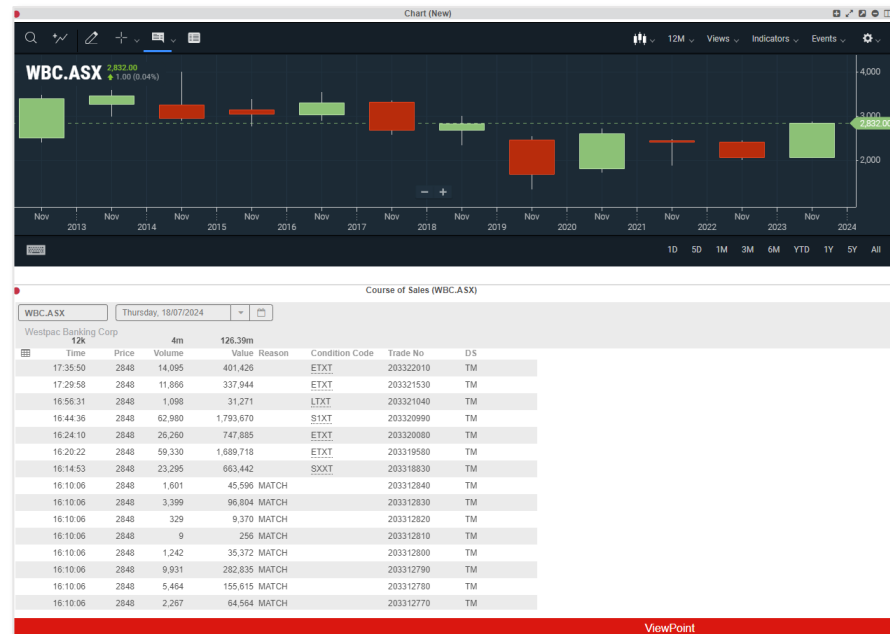
Select the “Add Comparison” tool located on the upper left-hand corner.

# Trading on IRESS ViewPoint

ViewPoint is a useful tool for trading due to its advanced features and capabilities tailored for both professional and retail traders. The platform has the capability to provide real-time market data and advanced charting tools alongside the ability to execute trades on the market all on the same interface.

Allows for real-time equities trading with live pricing, detailed market depth and supported by advanced charting tools.

Provides integrated news and market updates, allowing traders to respond to events that may impact stock prices.



*The prices shown in this example are for illustrative purposes only.*

# Trading Pad

## Placing an Order

To place an order, navigate to the relevant order pad.

Select Order type as 'Buy' or 'Sell' and input the order details in the required fields.

Then select, 'Preview Order' to review the order before submitting it to the market.

**Note:** ETFs & Warrants can also be placed via the equities order pad

The screenshot shows a web application window titled "Create Buy Order - Equities". The window has a green header bar with the word "Buy" and a small "\*Required Field" label. Below the header, there are several input fields and a table. The "Account:" field is a blacked-out text box. The "\*Order Type:" section has two radio buttons: "Buy" (selected) and "Sell". The "\*Code:" field contains "WBC" and has a magnifying glass icon. Below this is a table with market data. The table has five columns: "Bid", "Ask", "Last", "Bid/Vol", and "Ask/Vol". The values are: Bid: 2831.0, Ask: 2834.0, Last: 2832.0, Bid/Vol: 52, and Ask/Vol: 8000. Below the table, there are three more input fields: "\*Quantity:", "\*Expiry:", and "\*Price Limit (c):". The "\*Expiry:" field has a calendar icon and is followed by "or" and a checked checkbox for "Good for Day". The "\*Price Limit (c):" field is followed by "or" and a checked checkbox for "At Market". At the bottom of the window, there is a dark grey bar with a "Clear" button on the left and a "Preview Order" button on the right.

Bid	Ask	Last	Bid/Vol	Ask/Vol
2831.0	2834.0	2832.0	52	8000

*The prices shown in this example are for illustrative purposes only.*

# Options Trading on IRESS ViewPoint

The Options Trading feature on IRESS ViewPoint provides traders with a comprehensive and efficient toolset for managing options orders and strategies.

Users can access detailed option chains, which list available options for underlying assets, including strike prices and expiration dates.

IRESS ViewPoint integrates seamless trading capabilities, allowing users to execute trades directly from the platform, alongside customisable alerts and notifications keeping traders informed of important price movements, news, and order executions, making IRESS ViewPoint a powerful and user-friendly tool for options trading.

## How to apply:

To apply, complete the [Exchange Traded Options Application form](#)

If you have any questions, contact our Options desk on **13 13 31 (option 4)**

## Important documents:

- [Financial Services Guide](#)
- [ETO Product Disclosure Statement](#)
- [ETO Target Market Determination](#)
- [ASX Booklet Understanding Options Trading](#)

## Important Information

ETO trading is a service provided by AUSIEX, the Issuer of ETO products. Your trading in ETOs is conducted by AUSIEX. Trading Exchange Traded Options (i.e., ETOs, Options) can involve considerable risks. You should only trade Options if you understand the nature of the product (especially your rights and obligations) and the extent of the risks you are exposed to. Before trading in ETO's, you should carefully assess your experience, investment objectives, financial resources, and other relevant issues and carefully consider the [Exchange Traded Options Product Disclosure Statement \(ETO PDS\)](#) and the relevant educational booklets regarding Options from the Australian Securities Exchange (ASX) at <https://www.asx.com.au/>

# Options Explorer

The 'Options Explorer' offers a detailed view of all available options for a selected underlying asset.

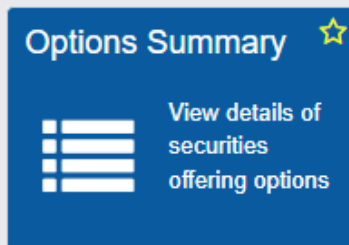


WBC.ASX		C P		Last	Mov%/Mov	Bid	Ask	Open	High	Low	Prev	Volume
Westpac Banking C				3255	1.4% +45	3254	3255	3227	3259	3222	3210	1,160,341
2024	Jan	Feb	Mar	Apr	May	Jun	Jul	Aug	Sep	Oct	Nov	Dec
19 Sep in 3 day(s)						26 Sep in 10 day(s)						
Calls						Puts						
T	CallCode	Last	Mov%	Bid	ExePrice	T	PutCode	Last	Mov%	Bid		
E	WBC6X9	0	-	0	1	-		-	-	-		
A	WBCUE7	0	-	0	10	A	WBCUL7	0	-	0		
E	WBCUM7	0	-	0	11	E	WBCUN7	0	-	0		
A	WBCQX9	0	-	0	1392	A	WBCQY9	0	-	0		
E	WBCQZ9	1310	0	0	1393	E	WBCR19	0	-	0		
A	WBCCV9	0	-	0	1492	A	WBCCW9	0	-	0		
E	WBCCX9	0	-	0	1493	E	WBCCY9	0	-	0		
A	WBCRG9	0	-	0	1591	A	WBCRH9	0	-	0		
A	WBCIJ7	0	-	0	1691	A	WBCIK7	0	-	0		
E	WBCRI9	0	-	0	1692	E	WBCRJ9	0	-	0		
A	WBCS58	0	-	0	1740	A	WBCS68	0	-	0		
A	WBC4F9	0	-	0	1790	A	WBC4G9	0	-	0		
E	WBCIL7	0	-	0	1791	E	WBCIM7	122	0	0		
A	WBCS78	0	-	0	1840	A	WBCS88	0	-	0		

The prices shown in this example are for illustrative purposes only.

# Options Summary

The 'Options Summary' tool offers a concise and organised snapshot of all options available.



ASX - Australian Stock Exchange				Top by Volume		<input type="checkbox"/> Hide rows without values			
	Code	Last	Mov%	Bid	Ask	17.443k Call Vol	32.994k Put Vol	50.437k Tot Vol	189.15% Put/Call
	TCL	▲ 1399	0.65%	1398	1399	0	13.819k	13.819k	100%
	EVN	▲ 449.5	4.05%	449	450	6.34k	3k	9.34k	47.32%
	XJO	▲ 8136.1	0.45%	0	0	2.936k	2.959k	5.895k	100.78%
	TLS	▲ 397.5	0.38%	397	398	715	4.68k	5.395k	654.55%
	WBC	▲ 3258	1.5%	3257	3259	580	780	1.36k	134.48%
	ANZ	▲ 3125	0.32%	3125	3126	1.13k	109	1.239k	9.65%
	RRL	▲ 194	1.31%	193.5	194	714	450	1.164k	63.03%
	ORI	▲ 1785.5	0.25%	1785	1786	938	0	938	0
	S32	▼ 315	-1.25%	315	316	25	900	925	3,600%
	QAN	▲ 698	0.87%	697	698	0	800	800	100%
	PLS	▼ 289	-0.34%	289	290	230	534	764	232.17%
	CBA	▲ 14300	0.95%	14297	14300	458	266	724	58.08%
	WOW	▲ 3519	1.38%	3517	3519	34	660	694	1,941.1...
	NST	▲ 1586.5	1.7%	1586	1587	229	430	659	187.77%
	MTS	— 359	0	358	359	0	600	600	100%
	BHP	▲ 3963	0.08%	3963	3964	342	215	557	62.87%
	FMG	▼ 1718	-1.83%	1717	1718	243	230	473	94.65%

*The prices shown in this example are for illustrative purposes only.*



# Options Valuation

The Options Valuation tool allows traders to assess the value of options.

This tool allows advanced pricing models to help calculate theoretical option prices based on factors like underlying asset price, strike price, volatility and time to expiration.



WBC5X9.AOM	Last	Mov%/Mov	Bid	Ask	Volume	OI	Option Type	Ex Date
19-Sep-24 C Opt 2089 E	774.5	-	0	0	0	29	Call	19/09/2024
Code/Desc	Last	Mov%/Mov	Bid	Ask	Volume	Open	High	Low
WBC.ASX	3254	1.37%	3253	3254	1,614,016	3227	3261	3222
Westpac Banking Corp		+44	5,081	1,705				
	Current	What-if						Current
Option Type	Call	Call	Code	WBC5X9.AOM				
Exercise Style	European	European	Theo Value	1165.7124				
Expiry Date	19/09/2024	19/09/2024	Delta	1				
Exercise Price	2089	2089	Gamma	0				
Underlying Price	3254	3254	Theta	-0.2374				
Options Price	774.5	774.5	Rho	0.1716				
Volatility	21.0053	21.0053	Vega	0				
Risk Free Rate	4.15	4.15	Implied Volatility	0				
SPC	100	100	Implied Stock Value	2882.5844				
Strategy Date	16/09/2024	16/09/2024	Implied Call/Put	0				
Days to Exercise	3	3						

*The prices shown in this example are for illustrative purposes only.*

# Warrant Explorer

Warrant Explorer is a feature that allows users to analyse and trade warrants on the Australian Stock Exchange (ASX).

The Warrant Explorer tool allows is designed to help users identify trading opportunities in the warrants market, analyse and compare warrants and stay up-to-date with market trends and insights.

Westpac Share Trading customers are able to trade warrants through their existing Share Trading account.

To get started please refer below:

Warrant Explorer (WBC.ASX)

Last +2782	Mov%/Mov 0.51% +14	Bid 2780 10,338	Ask 2785 33	Open 2774	High 2806	Low 2751	Prev 2768	Volume 5,845,712					
Warrant Issuer													
All	Apply Filter												
Code	Exch	Type	Maturity	Strike	Volume	Last	Mov%	Bid	Ask	Ratio	Issuer	Eff Gear	Bonus
WBCJOG	AXW	-	25/11/2032	1943.12	105,000	+848	3.54%	0	0	1	CTW	69.85%	-
WBCKCZ	CXA	Short	-	4035.43	30,000	-1240	-2.44%	0	0	1	CTW	68.94%	-
WBCKOU	AXW	Short	-	3989.8	29,000	-1189	-3.96%	0	0	1	CTW	69.73%	-
WBCKOG	AXW	Long	-	2328.11	7,500	-431	-0.23%	0	488	1	CTW	83.68%	-
WBCWOR	AXW	Put	20/03/2025	2700	5,500	-40.5	-6.9%	0	0	0.25	CTW	97.05%	-
WBCWOC	AXW	Call	20/03/2025	2900	2,000	-37.5	-2.6%	0	0	0.25	CTW	95.93%	-
WBCKOQ	AXW	Short	-	3359.13	450	-573	-5.6%	0	0	1	CTW	82.82%	-
WBCJOE	AXW	-	26/02/2025	1337.24	0	-1446	0	0	0	1	CTW	48.07%	-
WBCJOF	AXW	-	12/03/2025	917.97	0	-1168	0	0	0	1	CTW	33%	-
WBCJOD	AXW	-	12/03/2025	1051.3	0	-1818	0	0	0	1	CTW	37.79%	-
WBCJCA	CXA	-	09/12/2025	1653.72	0	-1195	0	0	0	1	CTW	59.44%	-
WBCJCC	CXA	-	28/07/2027	1310.43	0	-830	0	0	0	1	CTW	47.1%	-
WBCJCD	CXA	-	28/07/2027	1840.74	0	-919	0	0	0	1	CTW	66.17%	-
WBCJOA	AXW	-	15/07/2032	829.37	0	-1842	0	0	0	1	CTW	29.81%	-
WBCJOC	AXW	-	25/11/2032	1383.89	0	-1520	0	0	0	1	CTW	49.74%	-
WBCJCB	CXA	-	08/09/2033	1538.19	0	-1217	0	0	0	1	CTW	55.29%	-
WBCIOE	AXW	-	05/09/2024	1234.79	0	-1405	0	0	0	1	CTW	44.38%	-
WBCIOB	AXW	-	15/11/2024	1184.67	0	-1562	0	0	0	1	CTW	42.58%	-
WBCIOD	AXW	-	15/11/2024	1784.67	0	-998	0	0	0	1	CTW	64.15%	-

*The prices shown in this example are for illustrative purposes only.*

## How to apply:

To apply, complete the [Warrant Agreement Form](#)

If you have any questions, contact us on **13 13 31 (option 4)**

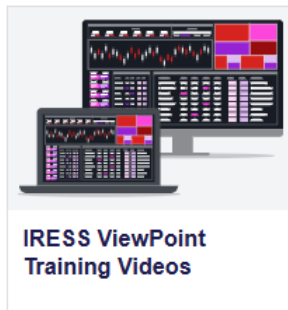
## Important documents:

- [Westpac Instalment Warrants](#)
- [Understanding Trading and Investment Warrants](#)
- [Investing in Warrants](#)

# IRESS ViewPoint Resources

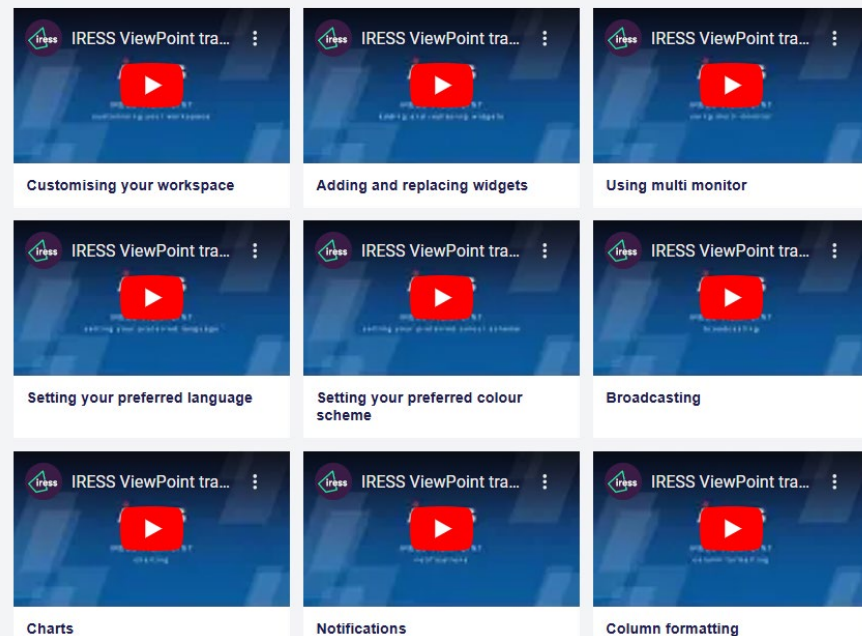
We have a range of educational resources including a library of training videos available to you.

IRESS ViewPoint training videos are available on our Resources hub. You can access them by navigating to **Contact & Support > Learn & Support > Resources > IRESS ViewPoint Training Videos**.



Our team is also on hand to answer any of your questions.  
Call us on 13 13 31 or email us.

## IRESS ViewPoint Training Videos



**THANK YOU**

